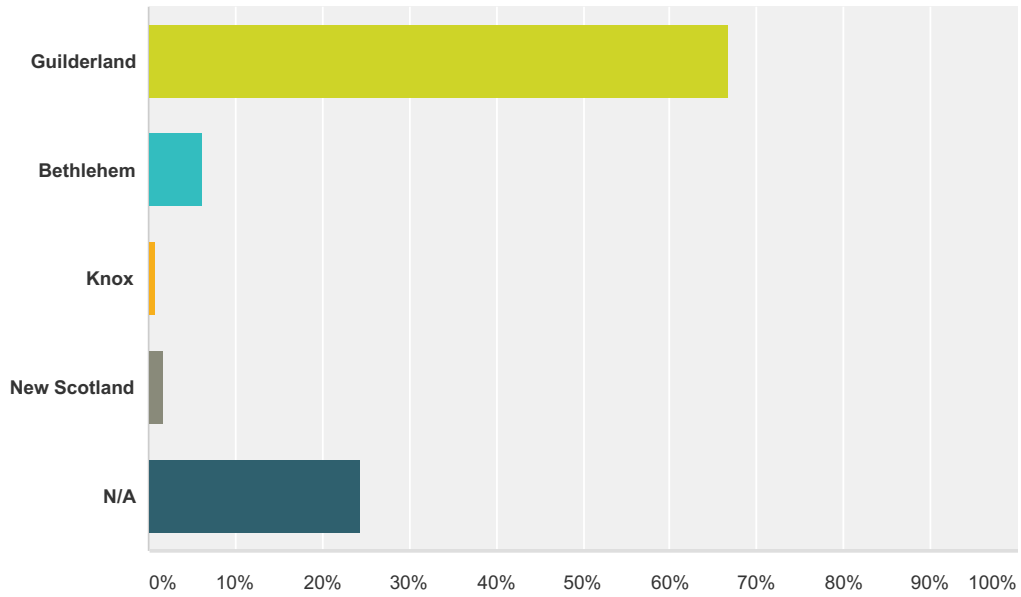


### Q1 In which town do you live?

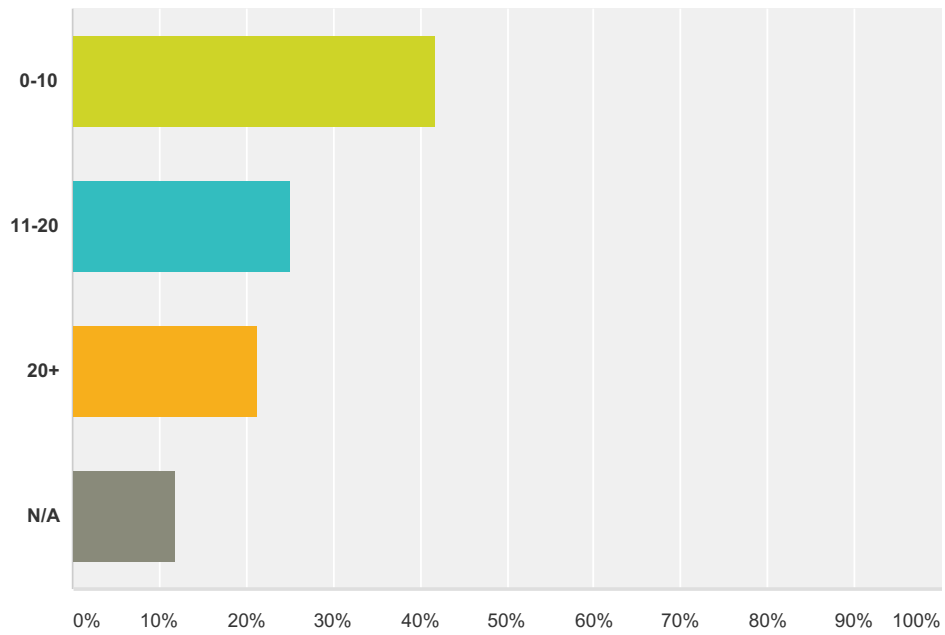
Answered: 809 Skipped: 0



Answer Choices	Responses
Guilderland	66.87% 541
Bethlehem	6.18% 50
Knox	0.87% 7
New Scotland	1.73% 14
N/A	24.35% 197
<b>Total</b>	<b>809</b>

### Q2 How many years have you been a district resident?

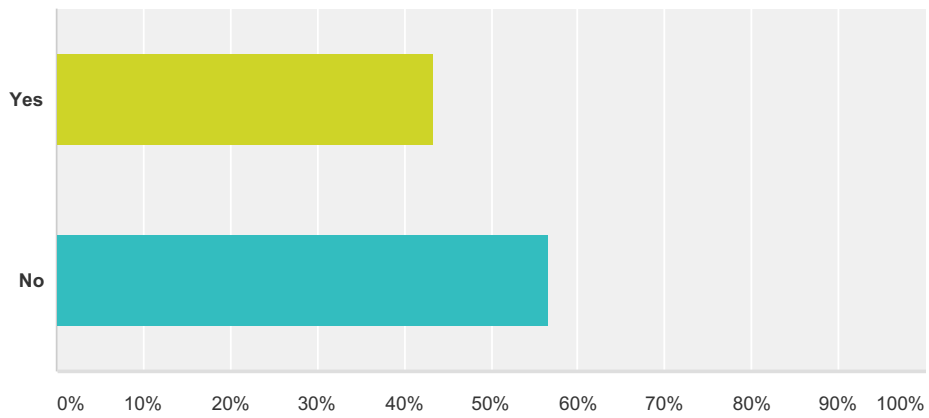
Answered: 809 Skipped: 0



Answer Choices	Responses
0-10	41.66% 337
11-20	25.09% 203
20+	21.26% 172
N/A	11.99% 97
<b>Total</b>	<b>809</b>

### Q3 Are you an employee of the school district?

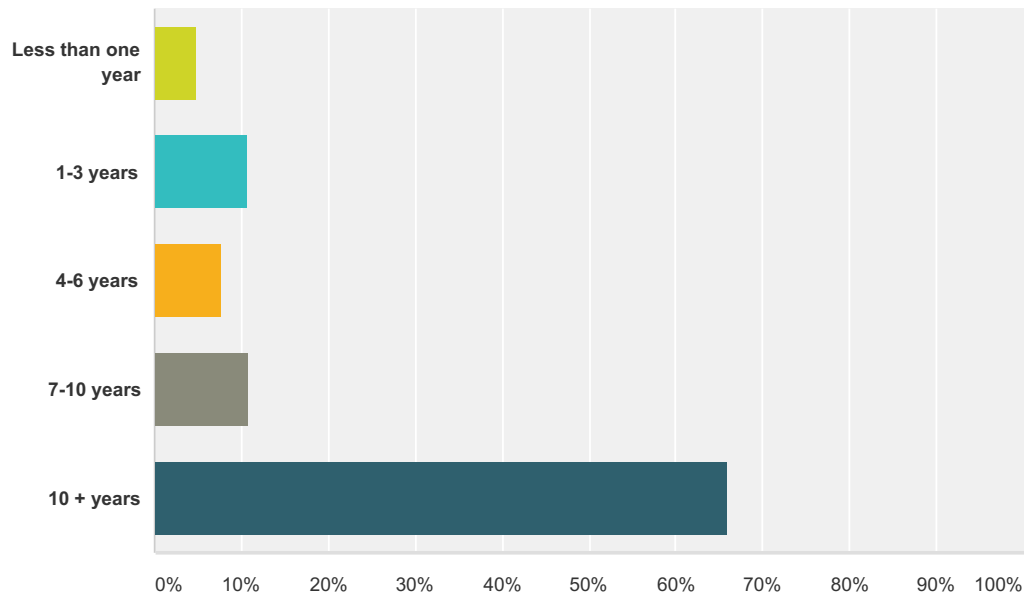
Answered: 809 Skipped: 0



Answer Choices	Responses	
Yes	43.51%	352
No	56.49%	457
<b>Total</b>		<b>809</b>

### Q4 If you're an employee of the district, how long have you worked here?

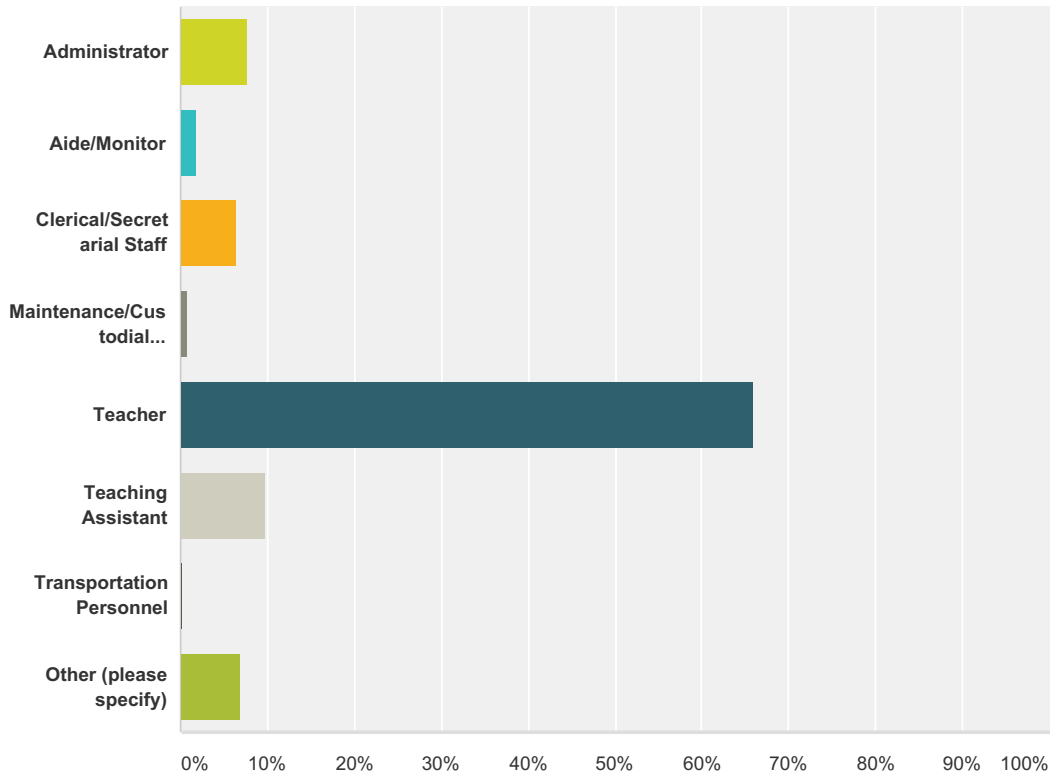
Answered: 338 Skipped: 471



Answer Choices	Responses
Less than one year	4.73% 16
1-3 years	10.65% 36
4-6 years	7.69% 26
7-10 years	10.95% 37
10 + years	65.98% 223
<b>Total</b>	<b>338</b>

### Q5 What is your position at GCSD?

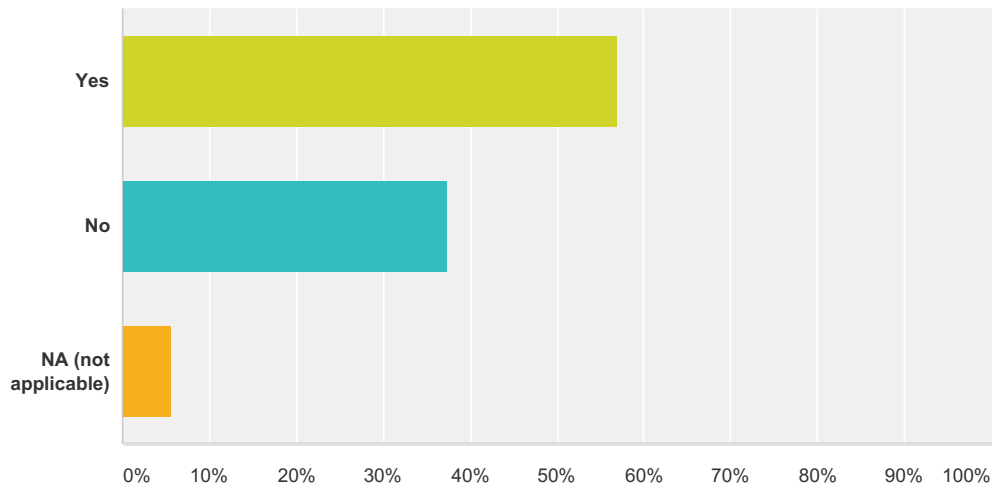
Answered: 336 Skipped: 473



Answer Choices	Responses	
Administrator	7.74%	26
Aide/Monitor	1.79%	6
Clerical/Secretarial Staff	6.55%	22
Maintenance/Custodial Personnel	0.89%	3
Teacher	66.07%	222
Teaching Assistant	9.82%	33
Transportation Personnel	0.30%	1
Other (please specify)	6.85%	23
<b>Total</b>		<b>336</b>

### Q6 Do you currently have children attending Guilderland Schools?

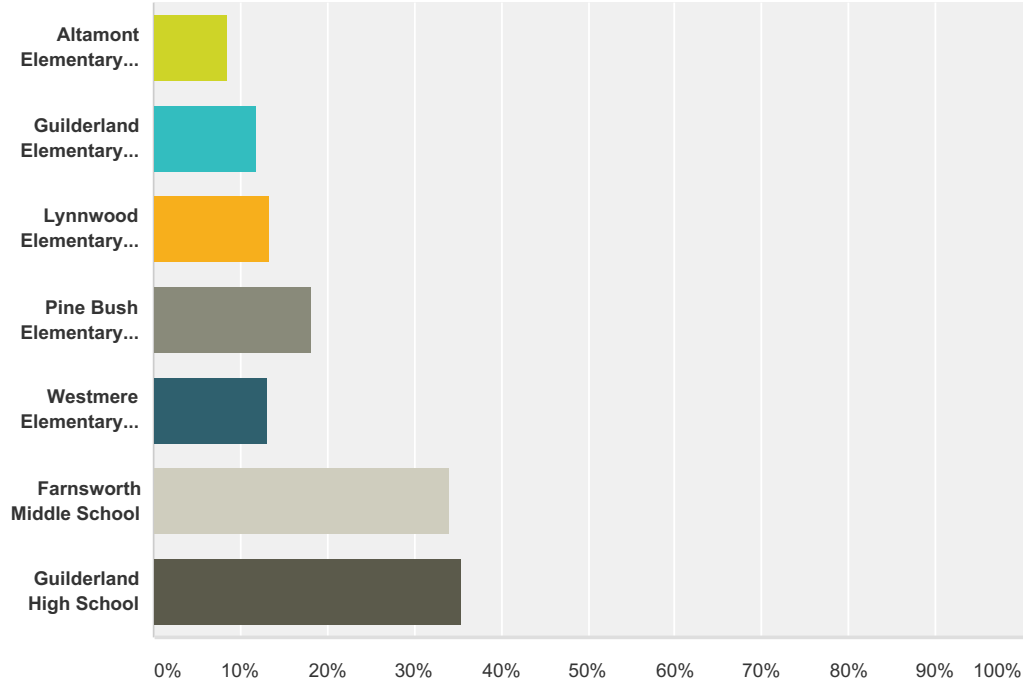
Answered: 798 Skipped: 11



Answer Choices	Responses
Yes	56.89% 454
No	37.47% 299
NA (not applicable)	5.64% 45
<b>Total</b>	<b>798</b>

**Q7 Since you answered YES to the previous question, please indicate the school(s) your child(ren) attend.**

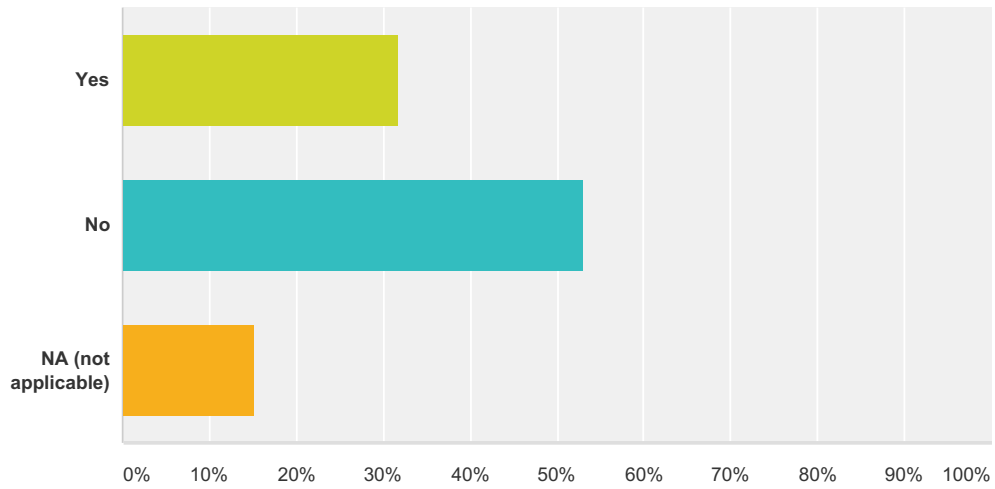
Answered: 452 Skipped: 357



Answer Choices	Responses
Altamont Elementary School	8.63% 39
Guilderland Elementary School	11.95% 54
Lynnwood Elementary School	13.27% 60
Pine Bush Elementary School	18.14% 82
Westmere Elementary School	13.05% 59
Farnsworth Middle School	34.07% 154
Guilderland High School	35.40% 160
<b>Total Respondents: 452</b>	

**Q8 Since you answered NO or NA to the previous question, did your children ever attend Guilderland Schools?**

Answered: 343 Skipped: 466



Answer Choices	Responses	Count
Yes	31.78%	109
No	53.06%	182
NA (not applicable)	15.16%	52
<b>Total</b>		<b>343</b>



**Q9 Since you answered NO or NA to the previous question, will your children attend Guilderland Schools when they are older?**

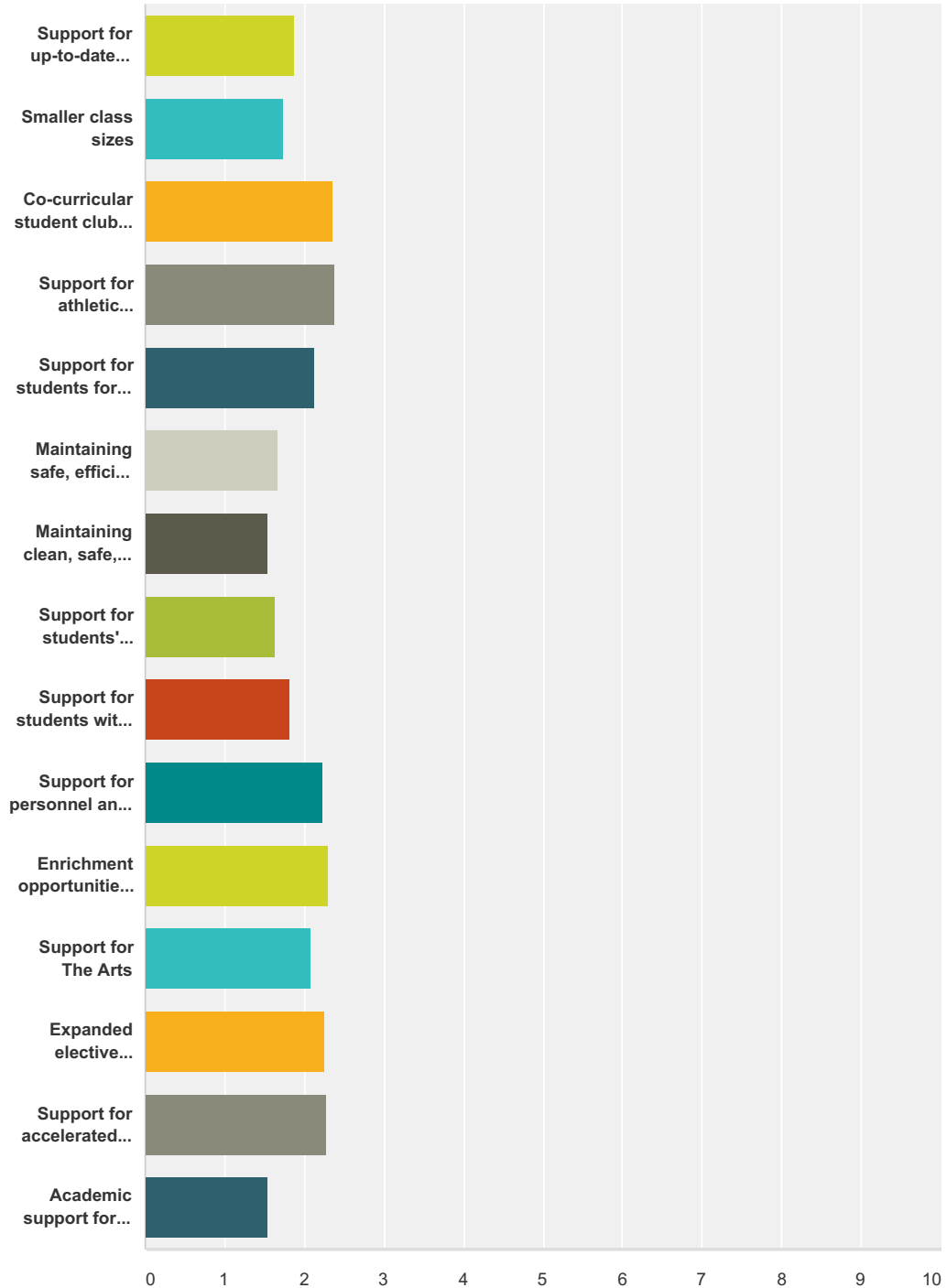
Answered: 0 Skipped: 809

⚠ No matching responses.

Answer Choices	Responses
Yes	0.00% 0
No	0.00% 0
NA (not applicable)	0.00% 0
<b>Total</b>	<b>0</b>

**Q10 Please review the list below and select the description from the row above that best describes how important you believe the area is for our students and community.**

Answered: 645 Skipped: 164



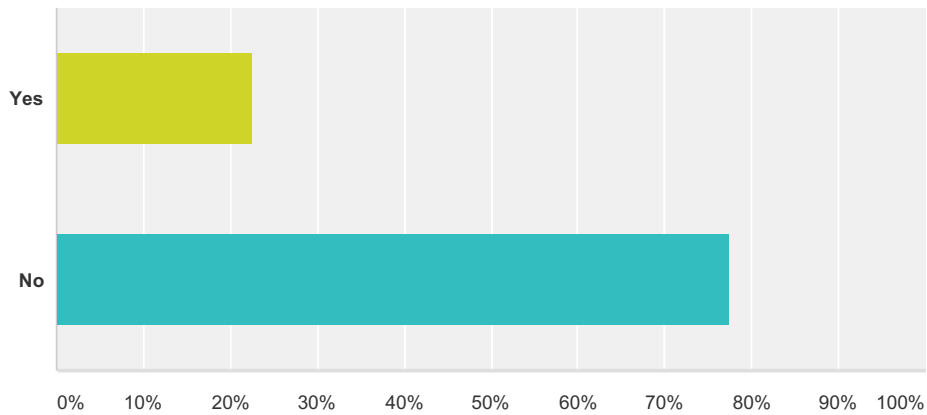
	Essential and critical to GCSD's mission	Very important to our mission and worth preserving at all costs	Good to have, but not essential to our mission	Not important enough to preserve in a time of limited resources	Total	Weighted Average
--	--	---	--	---	-------	------------------

## 2017-18 Budget Development: Community Survey

Support for up-to-date technology in classrooms	<b>35.21%</b> 225	<b>43.19%</b> 276	<b>20.50%</b> 131	<b>1.10%</b> 7	639	1.87
Smaller class sizes	<b>44.48%</b> 286	<b>38.41%</b> 247	<b>16.49%</b> 106	<b>0.62%</b> 4	643	1.73
Co-curricular student clubs at the middle and high school	<b>11.30%</b> 72	<b>46.62%</b> 297	<b>37.36%</b> 238	<b>4.71%</b> 30	637	2.35
Support for athletic programs	<b>13.33%</b> 86	<b>41.40%</b> 267	<b>38.76%</b> 250	<b>6.51%</b> 42	645	2.38
Support for students for whom English is a New Language (ENL)	<b>25.59%</b> 164	<b>43.84%</b> 281	<b>23.56%</b> 151	<b>7.02%</b> 45	641	2.12
Maintaining safe, efficient transportation	<b>45.57%</b> 293	<b>43.86%</b> 282	<b>9.49%</b> 61	<b>1.09%</b> 7	643	1.66
Maintaining clean, safe, secure buildings	<b>54.46%</b> 348	<b>37.56%</b> 240	<b>7.36%</b> 47	<b>0.63%</b> 4	639	1.54
Support for students' social and emotional growth	<b>50.16%</b> 323	<b>38.04%</b> 245	<b>10.87%</b> 70	<b>0.93%</b> 6	644	1.63
Support for students with disabilities in inclusive learning environments	<b>42.06%</b> 270	<b>38.94%</b> 250	<b>14.64%</b> 94	<b>4.36%</b> 28	642	1.81
Support for personnel and financial management	<b>18.61%</b> 118	<b>46.21%</b> 293	<b>28.23%</b> 179	<b>6.94%</b> 44	634	2.24
Enrichment opportunities at elementary and middle levels	<b>19.31%</b> 124	<b>39.88%</b> 256	<b>32.09%</b> 206	<b>8.72%</b> 56	642	2.30
Support for The Arts	<b>26.56%</b> 170	<b>45.16%</b> 289	<b>22.34%</b> 143	<b>5.94%</b> 38	640	2.08
Expanded elective opportunities for students at the high school	<b>18.38%</b> 118	<b>42.52%</b> 273	<b>33.80%</b> 217	<b>5.30%</b> 34	642	2.26
Support for accelerated programming at the middle school	<b>16.49%</b> 106	<b>43.86%</b> 282	<b>34.37%</b> 221	<b>5.29%</b> 34	643	2.28
Academic support for struggling students	<b>53.88%</b> 347	<b>38.20%</b> 246	<b>7.76%</b> 50	<b>0.16%</b> 1	644	1.54

**Q11 Are you interested in participating in a face-to-face dialogue about the budget? We will be hosting a community conversation from 6 to 7 p.m. on Wednesday, February 15 in the Large Group Instruction (LGI) room at Guilderland High School. We will be releasing the results from this survey at this meeting. This session will be held immediately preceding our regular board of education meeting. Do you plan on attending?**

Answered: 645 Skipped: 164



Answer Choices	Responses
Yes	22.48% 145
No	77.52% 500
<b>Total</b>	<b>645</b>