

Engagement Summary

Guilderland Central School District
January 23, 2024

2024-2025 GCSD Stakeholder Budget Survey



PARTICIPATION

Breakdown of Participation




What is your role in the district? Select all that apply.



1731

Responses

%		Answer (Multi-select)
30%	(518)	Parent/Guardian
1%	(15)	Grandparent
16%	(285)	GCSD staff member
6%	(110)	Community member
56%	(963)	Student
2%	(36)	Other



PARTICIPATION

Breakdown of Participation




Please tell us more about your connection to the district. Select all that apply.



112

Responses

%		Answer <i>(Multi-select)</i>
13%	(15)	I have grandchild(ren) who currently attend(s) a GCSD school
15%	(17)	I may have children attend a GCSD school in the future
68%	(76)	My child(ren) attended a GCSD school
6%	(7)	My grandchild(ren) attended a GCSD school
25%	(28)	I am a GCSD alumnus
13%	(15)	None of the above
13%	(14)	Other



PARTICIPATION

Breakdown of Participation




What building(s) are you connected to? Select all that apply.



1708

Responses

%		Answer <i>(Multi-select)</i>
8%	(142)	Altamont Elementary School
10%	(165)	Guilderland Elementary School
10%	(168)	Lynnwood Elementary School
11%	(193)	Pine Bush Elementary School
8%	(140)	Westmere Elementary School
49%	(836)	Farnsworth Middle School
42%	(722)	Guilderland High School
1%	(21)	District Office
2%	(32)	Other



PARTICIPATION

Breakdown of Participation




What grade level(s) are you connected to? Select all that apply.



1703

Responses

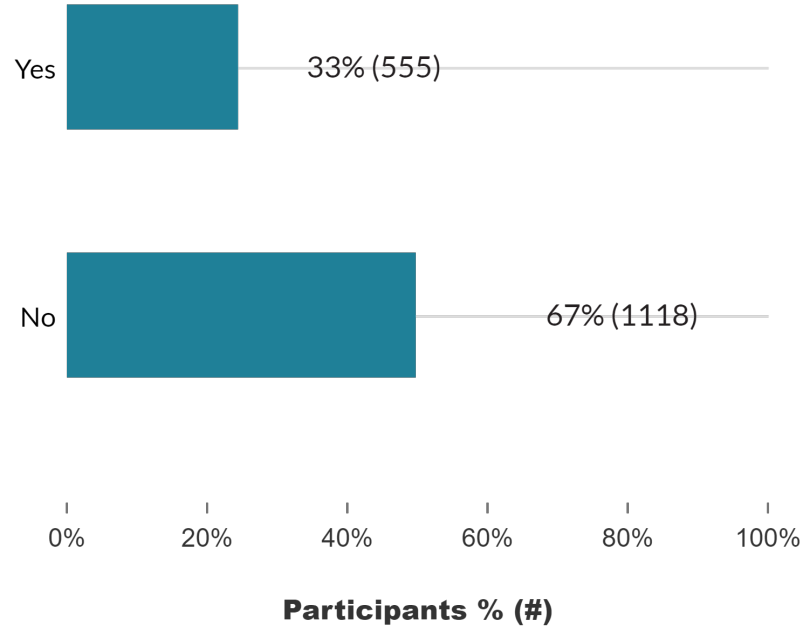
%		Answer (Multi-select)
29%	(497)	K-5
47%	(795)	6-8
41%	(690)	9-12
2%	(40)	None of the above



PARTICIPATION Breakdown of Participation



I participated in the 2023-2024 budget vote that took place in May 2023.

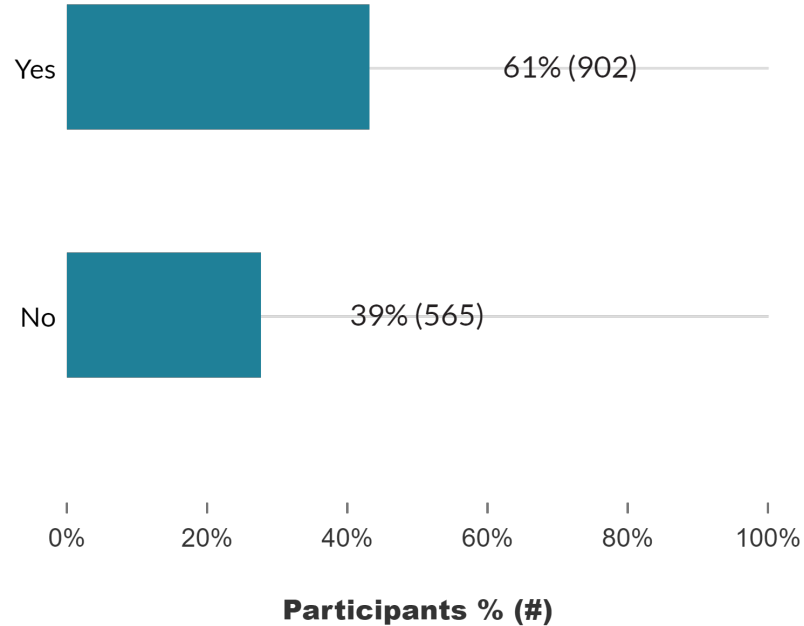




PARTICIPATION Breakdown of Participation



I intend to participate in the upcoming 2024-2025 budget vote that will be held on May 21, 2024.





PARTICIPATION


Breakdown of Participation



In addition to funding fixed costs, such as transportation, staff salaries, etc., which of the following district priorities are most important to you to ensure the academic success and achievement of each and every student in the Guilderland Central School District? Please choose up to three responses.



1327
Responses

%		Answer <i>(Multi-select)</i>
31%	(413)	Preserving a wide variety of electives
47%	(623)	Maintaining low class sizes
29%	(389)	Increasing paraprofessional (teaching assistant) support
33%	(434)	Continued support for student social-emotional learning
41%	(542)	Continued support for students who require academic assistance
28%	(374)	Preserving rigorous academic programming
42%	(556)	Preserving offerings in the arts (music, drama, band, etc.)



PARTICIPATION

Breakdown of Participation



In addition to funding fixed costs, such as transportation, staff salaries, etc., which of the following district priorities are most important to you to ensure the academic success and achievement of each and every student in the Guilderland Central School District? Please choose up to three responses.

What is your role in the district? Select all that apply.

	Preserving a wide variety of...	Maintaining low class sizes	Increasing paraprofessional...	Continued support for student social...	Continued support for students who...	Preserving rigorous academic...	Preserving offerings in the...	Preserving athletic programs	Other	Total
Parent/Guardian	3.2% (147)	6.6% (307)	3.4% (158)	3.9% (183)	4.4% (205)	4.4% (206)	4.6% (213)	3.8% (176)	0.9% (43)	35.3% (163)
Grandparent	0.1% (5)	0.2% (8)	0.1% (5)	0.1% (5)	0.1% (6)	0.1% (6)	0.2% (7)	<5*	<5*	0.9% (4)
GCSD staff member	1.1% (52)	3.6% (166)	2.9% (136)	2.1% (97)	2.9% (133)	1.2% (54)	1.8% (84)	1.2% (57)	0.4% (20)	17.2% (79)
Community member	0.7% (33)	1.2% (57)	0.8% (37)	0.8% (36)	1.0% (47)	1.1% (51)	1.0% (47)	0.7% (32)	0.2% (10)	7.5% (35)
Student	4.9% (226)	4.0% (184)	2.6% (122)	3.8% (174)	4.8% (225)	2.7% (125)	6.1% (282)	6.8% (315)	1.6% (74)	37.2% (172)
Other	0.1% (6)	0.2% (10)	0.2% (11)	0.2% (10)	0.3% (12)	0.2% (8)	0.2% (9)	0.2% (9)	0.2% (9)	1.8% (8)
Total	10.1% (469)	15.8% (732)	10.1% (469)	10.9% (505)	13.5% (628)	9.7% (450)	13.8% (642)	12.7% (589)	3.4% (156)	100.0% (464)

*Answers with less than 5 responses are hidden to protect anonymity.



PARTICIPATION

Breakdown of Participation

Parents/Guardians and Community Members



1. 64% selected “maintaining low class sizes” as a high budget priority

Smaller class sizes are beneficial for both students and teachers. Respondents believe that smaller classes allow for more individualized attention, better student-teacher relationships and improved academic performance. They also suggest that smaller classes can create a safer, less stressful environment, and prevent students from getting lost in the shuffle. Some respondents also highlight the importance of smaller classes for special education students and for preventing teacher burnout. A few respondents also mention the impact of smaller classes on teacher workload and the ability to manage classroom behavior.

2. 44% selected two priorities as their second highest budget priority: “continued support for students who require academic assistance” and “preserving offerings in the arts (music, drama, band, etc.)”

The responses indicate a strong consensus on the importance of continued support for students who require academic assistance. Many respondents highlighted the fundamental duty of public education to ensure all students are educated, including those who need extra help. They emphasized the necessity of adequate resources, such as enough teachers and support staff, to meet the needs of students; overall, the responses underscored the belief that academic assistance is crucial for student success and should be a high budget priority.

Respondents overwhelmingly support the preservation of arts offerings; they believe arts education contributes to the development of well-rounded children and adults, enhancing abstract thinking, socio-emotional growth, and academic achievement. Many respondents highlight the importance of arts as a means of self-expression and emphasize the role of arts in fostering a sense of community and belonging among students. Some respondents argue for the improvement of music programs and facilities to stay competitive with other districts.



PARTICIPATION

Breakdown of Participation Faculty and Staff



1. 68% selected “maintaining low class sizes” as a high budget priority

There was a strong consensus that maintaining low class sizes is a high budget priority; the most common reason is smaller class sizes allow for more individualized attention and support from teachers, leading to better student learning outcomes. Respondents noted that smaller classes reduce distractions and make classroom management easier, particularly when dealing with disruptive students. Additionally, smaller classes were seen to foster better relationships between students and staff and to allow teachers to better understand and cater to the strengths and weaknesses of each student.

2. 56% selected “increasing paraprofessional (teaching assistant) support” as a second budget priority

There was a strong consensus on the importance of increasing paraprofessional support in schools. Respondents highlighted the need for additional support to manage diverse learning levels, particularly in younger grades, and to provide individualized attention to students. They also emphasized the role of teaching assistants in maintaining a good student to teacher ratio, supporting students with special needs, and managing classroom behavior.

3. 55% selected “continued support for students who require academic assistance” as a third budget priority

Respondents highlighted the district's responsibility to ensure all students are educated, including those who need extra help. They emphasized the importance of equal opportunities for success, with some noting that not all students learn in the same way.



PARTICIPATION

Breakdown of Participation Students



1. 49% selected “preserving athletic programs” as a high budget priority

This group overwhelmingly support the preservation of athletic programs; they highlight the importance of sports in promoting physical activity, fostering social connections, and contributing to overall happiness. Many respondents are athletes themselves and express a desire for better equipment and facilities. They also emphasize the role of sports in school spirit and community building and in developing leadership skills.

2. 44% selected “preserving offerings in the arts (music, drama, band, etc.” as a second budget priority

The respondents support the preservation and enhancement of arts programs, citing reasons such as personal enjoyment, the development of new skills, and the opportunity for self-expression. Many respondents are active participants in these programs and express a desire for improved resources and facilities. They argue that arts education is as important as other academic subjects and sports, and that it provides a valuable creative outlet for students. Some respondents also highlight the potential for arts education to lead to future career opportunities and to contribute to a well-rounded educational experience.

3. 35% selected two priorities as a third priority: “preserving a wide variety of electives” and “continued support for students who require academic assistance”

This group supports preserving of a variety of electives because they provide students with the opportunity to explore their interests and potential career paths, help them discover their passions and prepare for the future while providing a well-rounded education and fostering a love for learning. Students appreciate the freedom to choose classes that align with their interests and career goals and feel electives keep them engaged and interested in school.

Students also support the prioritization of continued academic assistance for students who require it. They believe every student, regardless of learning abilities or struggles, deserves equal access to educational resources and opportunities. Many respondents empathize with students who may need extra help, citing personal experiences or observations of peers who struggle academically.



WRAP UP Next Steps



Thanks for participating

We'll be carefully considering what we learned and sharing our actions back with you.